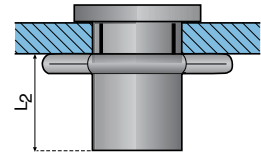
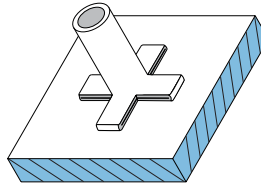
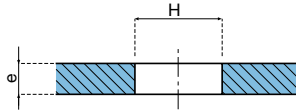
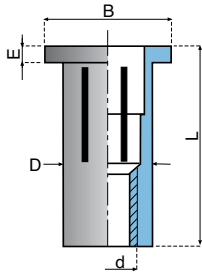


RIVNUT® PLUSNUT®

The PLUSNUT® has been designed to provide the ultimate pull out strength in thin sheet metals and plastic. Its slotted body splits into four legs providing a wide load-bearing surface on the backside of the parent material. The PLUSNUT® also features the widest grip range of any blind threaded nut. A grip ID mark is included on the head of the fastener for grip range identification.



Class 2B or Metric Class 6H threads
Steel: C1010

d Thread Size	e Grip Range	H Hole Size		D Body Diameter	E Head Height	B Head Diameter	L Overall Length	L ₂ Installed Length	Grip ID Mark	Product Code
		Min.	Max.							

All Dimensions Shown In Inches

6-32	0.020-0.150	0.209	0.214	0.208	0.032	0.438	0.688	0.335		S6P150
6-32	0.150-0.270	0.209	0.214	0.208	0.032	0.438	0.797	0.335	1 RAD	S6P270
8-32	0.020-0.150	0.242	0.247	0.241	0.038	0.438	0.694	0.340		S8P150
8-32	0.150-0.270	0.242	0.247	0.241	0.038	0.438	0.819	0.340	1 RAD	S8P270
10-32	0.020-0.175	0.273	0.278	0.272	0.038	0.500	0.819	0.425		S10P175
10-32	0.175-0.320	0.273	0.278	0.272	0.038	0.500	0.959	0.425	1 RAD	S10P320
1/4-20	0.020-0.280	0.347	0.352	0.346	0.058	0.625	1.058	0.505		S25P280
1/4-20	0.280-0.500	0.347	0.352	0.346	0.058	0.625	1.292	0.505	1 RAD	S25P500
5/16-18	0.020-0.280	0.438	0.443	0.437	0.062	0.750	1.203	0.570		S31P280
5/16-18	0.280-0.500	0.438	0.443	0.437	0.062	0.750	1.437	0.570	1 RAD	S31P500
3/8-16	0.020-0.280	0.515	0.522	0.514	0.088	0.875	1.306	0.605		S37P280
3/8-16	0.280-0.500	0.515	0.522	0.514	0.088	0.875	1.525	0.605	1 RAD	S37P500

All Dimensions Shown In Millimeters

M4x0.7	0.50-3.80	6.13	6.25	6.12	0.96	11.1	17.6	8.6		SM4P3.80
M4x0.7	3.80-6.85	6.13	6.25	6.12	0.96	11.1	20.8	8.6	1 RAD	SM4P6.85
M5x0.8	0.50-4.45	7.48	7.62	7.47	0.96	12.7	22.0	9.9		SM5P4.45
M5x0.8	4.45-8.10	7.48	7.62	7.47	0.96	12.7	24.8	9.9	1 RAD	SM5P8.10
M6x1.0	0.50-7.10	8.80	8.93	8.79	1.50	15.9	26.9	12.8		SM6P7.10
M6x1.0	7.10-12.70	8.80	8.93	8.79	1.50	15.9	32.8	12.8	1 RAD	SM6P12.70
M8x1.25	0.50-7.10	11.11	11.50	11.10	1.57	19.0	30.5	14.5		SM8P7.10
M8x1.25	7.10-12.70	11.11	11.50	11.10	1.57	19.0	36.5	14.5	1 RAD	SM8P12.70
M10x1.50	0.50-7.10	13.07	13.26	13.06	2.24	22.2	33.2	15.8		SM10P7.10
M10x1.50	7.10-12.70	13.07	13.26	13.06	2.24	22.2	38.7	15.8	1 RAD	SM10P12.70

Note 1: The product on this page is made from Steel ("S" prefix in product code). It is also available in Stainless Steel ("SS" for the prefix) or Aluminum ("A" for the prefix).

Note 2: Countersunk head, finishes or design variations are available upon request.

Call Cardinal Components to Order or for Quote 800-236-3200

info@cardinalcomponents.com www.cardinalcomponents.com